

# NEON 360 - 25FS 3D 15W/M 2700K IP67

NGA/LL/NF/25/360D/FS/15/2700/67

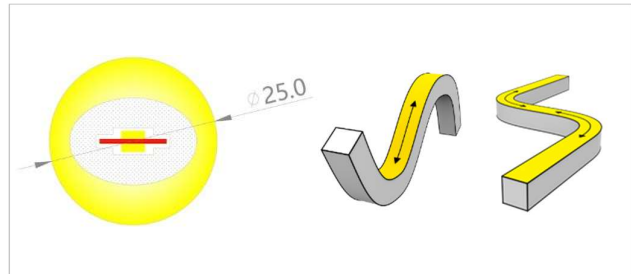

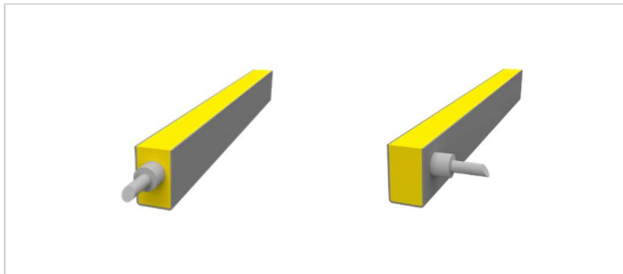
LED SPECIFICATION SHEET

## PRODUCT DESCRIPTION

This Medium Output Neon Flex features a circular cross-section and is designed to maintain its shape after bending. It delivers smooth, wraparound illumination that meets the demands of modern lighting applications.

## PRODUCT NOTES

- Freestyle Fusion Neon can be supplied in custom cut lengths up to a maximum of 3m.
- A range of mounting accessories are available to ensure easy and secure installation.
- Please note, the 360° Neon cannot be cut to size on site, so precise measurements are required prior to ordering.
- When unreeling NGA's Neon Flex, two people must work together no more than 1.5 m apart. One supports the reel while the other feeds the Neon out for installation. This prevents twisting and protects the internal LEDs.



## TECHNICAL INFORMATION

Product Code	NGA/LL/NF/25/360D/FS/15/2700/67
Product Group	Neon Flex
Bend Direction	Horizontal OR Vertical (not Dual)
Power Consumption	15W/m
Supply Voltage	24V DC Constant Voltage
Lumen Output	891 lm
Efficacy	59lm/W
Colour Temperature	2700K
CRI	Ra>90
MacAdam Step	<3SDCM
Lifetime	50000hrs
Cutting Interval	50mm

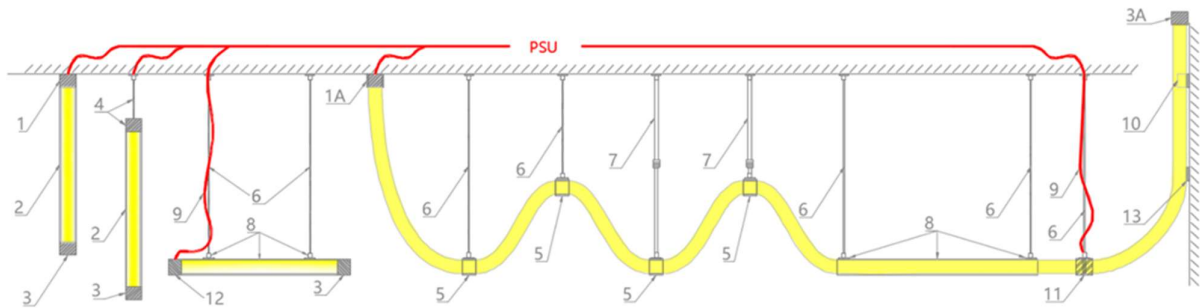
Dimensions	ø25mm
Mounting Clip	Refer to page 2
Alternative Mounting	Refer to page 2
Bending Diameter	ø≥400mm
Cable Entry	End / Side
Max Run Length	10m
Control Gear	On-Off / TRIAC / 0-10 / DALI / DMX
IP Rating	IP67
IK Rating	IK08
Operating Temperature	-40°C to 55°C
Beam Angle	360°
Protection Class	III

**EUROPE & AMERICA HQ**  
T: +44 (0) 1276 686175 | E: info@nogreyarea.co.uk

**MENA REGION HQ**  
T: +971 (0) 433 38300 | E: info@nogreyarea.me | www.no-grey-area.com

NGA

# ADDITIONAL INFO



1: Aluminum mounting cap with cable entry (assemble with tube/360)

1A: Aluminum mounting cap with cable entry

2: Transparent PC tube

3: Aluminum end cap

3A: Aluminum end cap

4: Hanging cap with built-in power cable

5A: Tube (L38mm) with 1x hanger

5B: Tube (L100mm) with 1x hanger

6: Hanging wire

7: Extension Hanging Rod

8: Transparent PC tube with 2x hanger

9: Power cable

10: Transparent surface mounting clip

11: Splicing Kit with 1x hanger + cable entry

12: Side cable entry power cap

13: Transparent surface mounting